



# CORAL NEWSPRINTS LTD.

A-138, First Floor, Vikas Marg, Shakarpur, Delhi - 110 092  
Tel. : 011-2201 0998, Telefax : 011-2242 9586  
E-mail : cnpl 5000@rediffmail.com

Dated : 21<sup>st</sup> of May, 2016.

BSE LIMITED  
Listing Compliance Department  
Rotunda Building  
P.J.towers, Dalal Street, Fort,  
Mumbai-400001.


CIN NO : L22219DL1992PLC048398 - SCRIP CODE: 530755

SUB: COMPLIANCE PURSUANT TO REGULATION 31.

Dear Sir/ madam,

We attach herewith revised quarterly Shareholding Pattern in pursuance to regulation 31 of SEBI (listing Obligations & disclosure requirement) Regulation 2015, for the quarter ended 31<sup>st</sup> of March 2015.

This is just for your record & necessary action.




M. No. 6296

**Introductory sub-table (I)(a)**

<b>Name of the Company: CORAL NEWS PRINTS LIMITED</b>			
<b>Scrip Code, Name of the scrip, class of security: 530755 EQUITY SHARES</b>			
<b>Quarter ended: 31, MAR- 2015</b>			
<b>Partly paid-up shares:-</b>	<b>No. of partly paid-up shares</b>	<b>As a % of total no. of partly paid-up shares</b>	<b>As a % of total no. of shares of the company</b>
Held by promoter/promoter group	NIL	NIL	NIL
Held by public	NIL	NIL	NIL
<b>Total - D</b>	<b>NIL</b>	<b>NIL</b>	<b>NIL</b>
<b>Outstanding convertible securities:-</b>	<b>No. of outstanding securities</b>	<b>As a % of total no. of outstanding convertible securities</b>	<b>As a % of total no. of shares of the company, assuming full conversion of the convertible securities</b>
Held by promoter/promoter group	NA	NA	NA
Held by public	NA	NA	NA
<b>Total - E</b>	<b>NIL</b>	<b>NIL</b>	<b>NIL</b>
<b>Warrants:-</b>	<b>No. of warrants</b>	<b>As a % of total no. of warrants</b>	<b>As a % of total no. of shares of the company, assuming full conversion of warrants</b>
Held by promoter/promoter group	NIL	NIL	NIL
Held by public	NIL	NIL	NIL
<b>Total - F</b>	<b>NIL</b>	<b>NIL</b>	<b>NIL</b>
<b>Total paid-up capital of the company, assuming full conversion of warrants and convertible securities</b>	<b>5052700</b>	<b>NIL</b>	<b>100</b>



Statement Showing Shareholding Pattern								
Category code	Category of Shareholder	Number of Shareholders	Table (I)(a)		Total shareholding as a percentage of total number of shares		Shares Pledged or otherwise encumbered	
			Total number of shares	Number of shares held in dematerialized form	As a percentage of (A+B) <sup>1</sup>	As a percentage of (A+B+C)	Number of shares	As a percentage IX)= (VIII)/(IV)*100
(I)	(II)	(III)	(IV)	(V)	(VI)	(VII)	(VIII)	(IX)
(A)	Shareholding of Promoter and Promoter							
1	Indian							
(a)	Individuals/ Hindu Undivided Family	13	420600	204400	8.32	8.32	0	0.00
(b)	Central Government/ State Government(s)	0	0	0	0.00	0.00	0	0.00
(c)	Bodies Corporate	1	581400	581400	11.51	11.51	0	0.00
(d)	Financial Institutions/ Banks	0	0	0	0.00	0.00	0	0.00
(e)	Any Others(Specify)	0	0	0	0.00	0.00	0	0.00
(e-i)								
	Sub Total(A)(1)	14	1002000	785800	19.83	19.83	0	0.00
2	Foreign							
a	Individuals (Non-Residents Individuals/ Foreign Individuals)	0	0	0	0.00	0.00	0	0.00
b	Bodies Corporate	0	0	0	0.00	0.00	0	0.00
c	Institutions	0	0	0	0.00	0.00	0	0.00
d	Any Others(Specify)	0	0	0	0.00	0.00	0	0.00
d-i		0	0	0	0.00	0.00	0	0.00
d-ii		0	0	0	0.00	0.00	0	0.00
	Sub Total(A)(2)	0	0	0	0.00	0.00	0	0.00
	Total Shareholding of Promoter and	14	1002000	785800	19.83	19.83	0	0.00
(B)	Public shareholding							
1	Institutions							
(a)	Mutual Funds/ UTI	4	38600	0	0.76	0.76	0	0.00
(b)	Financial Institutions/ Banks	0	0	0	0.00	0.00	0	0.00
(c)	Central Government/ State Government(s)	0	0	0	0.00	0.00	0	0.00
(d)	Venture Capital Funds	0	0	0	0.00	0.00	0	0.00
(e)	Insurance Companies	0	0	0	0.00	0.00	0	0.00
(f)	Foreign Institutional Investors	0	0	0	0.00	0.00	0	0.00
(g)	Foreign Venture Capital Investors	0	0	0	0.00	0.00	0	0.00
(h)	Any Other (specify)- Bodies	3	25000	0	0.49	0.49	0	0.00
(h-i)	Nationalised Banks	0	0	0	0.00	0.00	0	0.00
(h-ii)								
	Sub-Total (B)(1)	7	63600	0	1.26	1.26	0	0.00
B 2	Non-institutions							
(a)	Bodies Corporate	89	623200	314200	12.33	12.33	0	0.00
(b)	Individuals							
I	Individuals -i. Individual shareholders holding nominal share capital up to Rs 1 lakh	2709	1999800	356100	39.58	39.58	0	0.00
II	ii. Individual shareholders holding nominal share capital in excess of Rs. 1 lakh.	47	1256900	614400	24.88	24.88	0	0.00
(c)	Any Other (specify)-Foreign Nationals	10	107200	0	2.12	2.12	0	0.00
(c-i)		0	0	0	0.00	0.00	0	0.00
	Sub-Total (B)(2)	2855	3987100	1284700	78.91	78.91	0	0.00
(B)	Total Public Shareholding (B)=(B)(1)+(B)(2)	2862	4050700	1284700	80.17	80.17	0	0.00
	TOTAL (A)+(B)	2876	5052700	2070500	100.00	100.00	0	0.00
(C)	Shares held by Custodians and against which Depository Receipts have been issued							
1	Promoter and Promoter Group	0	0	0	0	0.00	0	0.00
2	Public	0	0	0	0	0.00	0	0.00
	Sub-Total (C)	0	0	0	0	0.00	0	0.00
	GRAND TOTAL (A)+(B)+(C)	2876	5052700	2070500	0	100.00	0	0.00



Sr.No	Notes
1	2070500 equity shares of the company being 40.97% shares are in demat form rests are physical
2	
3	
4	
5	
6	
7	
8	
9	



(I)(b) Statement showing holding of securities (including shares, warrants, convertible securities) of persons belonging to the category "Promoter and Promoter Group"


Sr. No.	Name of the shareholder	Details of Shares held		Encumbered shares (*)			Details of warrants		Details of convertible securities		Total shares (including underlying shares assuming full conversion of warrants and convertible securities) as a % of diluted share capital
		Number	As a % of grand total (A) + (B) + (C)	No.	As a percentage	As a % of grand total (A)+(B)+(C) of sub-clause (I)(a)	Number of warrants held	As a % total number of warrants of the same class	Number of convertible securities held	As a % total number of convertible securities of the same class	
(i)	(ii)	(iii)	(iv)	(v)	(vi) = (v)/(iii)*100	(vii)	(viii)	(ix)	(x)	(xi)	(xii)
1	CHETAN CHAUHAN	60900	1.21		0.00	0.00	0	0	0	0	60900
2	PUSHPENDRA SINGH CHAUHAN	44300	0.88		0.00	0.00	0	0	0	0	44300
3	YOGESH ALAWADI	137900	2.73		0.00	0.00	0	0	0	0	137900
4	PARTH CHAUHAN	13300	0.26		0.00	0.00	0	0	0	0	13300
5	TINA ALAWADI	21900	0.43		0.00	0.00	0	0	0	0	21900
6	SANGEETA TREHAN	29100	0.58		0.00	0.00	0	0	0	0	29100
7	RAMAVTAR BANSAL	29100	0.58		0.00	0.00	0	0	0	0	29100
8	ARTI CHAUHAN	38100	0.75		0.00	0.00	0	0	0	0	38100
9	ROMIL KUMAR JAIN	15000	0.30		0.00	0.00	0	0	0	0	15000
10	PRADYUT CHAUHAN	16000	0.32		0.00	0.00	0	0	0	0	16000
11	SAURABH KUMAR JAIN	15000	0.30		0.00	0.00	0	0	0	0	15000
12	ARROW SYNTEX PVT LTD	581400	11.51		0.00	0.00	0	0	0	0	581400
	<b>TOTAL</b>	<b>1002000</b>	<b>19.83098146</b>		<b>0</b>	<b>0</b>	<b>0</b>	<b>0</b>	<b>0</b>	<b>0</b>	<b>1002000</b>

(\*) The term "encumbrance" has the same meaning as assigned to it in regulation 28(3) of the SAST Regulations, 2011



(T)(c)(i) Statement showing holding of securities (including shares, warrants, convertible securities) of persons belonging to the category "Public" and holding more than 1% of the total number of shares

<b>Sr. No.</b>	<b>Name of the shareholder</b>	<b>Number of shares held</b>	<b>Shares as a percentage of total number of shares {i.e., Grand Total (A)+(B)+(C) indicated in Statement at para I(a) above}</b>	<b>Details of warrants</b>		<b>Details of convertible securities</b>		<b>Total shares (including underlying shares assuming full conversion of warrants and convertible securities)  as a % of diluted share capital</b>
				<b>Number of warrants held</b>	<b>As a % total number of warrants of the same class</b>	<b>Number of convertible securities held</b>	<b>% w.r.t total number of convertible securities of the same class</b>	
1	RAKHEE KOTHARI	95000	1.88	0	0	0	0	95000
2	SUNILA GOYALA	90600	1.79	0	0	0	0	90600
3	RAJESH KUMAR SODHANI	82800	1.64	0	0	0	0	82800
4	GURCHARAN SINGH SHARMA	65200	1.29	0	0	0	0	65200
5	VENCHURA SECURITIES LIMITED	59200	1.17	0	0	0	0	59200
6	GRML CAPITAL MARKETING	128500	2.54	0	0	0	0	128500
7	SUBHASH CHAND JAIN	51000	1.01	0	0	0	0	51000
TOTAL		572300	11.33	0	0	0	0	572300



(I)(c)(ii) Statement showing holding of securities (including shares, warrants, convertible securities) of persons (together with PAC) belonging to the category "Public" and holding more than 5% of the total number of shares of the company

Sr. No.	Name(s) of the shareholder(s) and the Persons Acting in Concert (PAC) with them	Number of shares	Shares as a percentage of total number of shares {i.e., Grand Total (A)+(B)+(C) indicated in Statement at para (I)(a) above}	Details of warrants		Details of convertible securities		Total shares (including underlying shares assuming full conversion of warrants and convertible securities) as a % of diluted share capital
				Number of warrants	As a % total number of warrants of the same class	Number of convertible securities held	% w.r.t total number of convertible securities of the same class	
			0.00	0	0	0	0	0
1			0.00	0	0	0	0	0
2			0.00	0	0	0	0	0
3			0.00	0	0	0	0	0
4			0.00	0	0	0	0	0
5			0.00	0	0	0	0	0
6			0.00	0	0	0	0	0
7			0.00	0	0	0	0	0
8			0.00	0	0	0	0	0
9			0.00	0	0	0	0	0
10								
		0	0.00	0	0	0	0	0
TOTAL								



(I)(d) Statement showing details of locked-in shares

Sr. No.	Name of the shareholder	Number of locked-in shares	Locked-in shares as a percentage of total number of shares {i.e., Grand Total (A)+(B)+(C) indicated in Statement at para (I)(a) above}
		NIL	0.00
1	NIL		0.00
2			0.00
3			0.00
4			0.00
5			0.00
6			0.00
7			0.00
8			0.00
9			
TOTAL		0	0.00





(II)(a) Statement showing details of Depository Receipts (DRs)

Sr. No.	Type of outstanding DR (ADRs, GDRs, SDRs, etc.)	Number of outstanding DRs	Number of shares underlying outstanding DRs	Shares underlying outstanding DRs as a percentage of total number of shares {i.e., Grand Total (A)+(B)+(C) indicated in Statement at para (I)(a) above}
1	0	0	0	0.00
2				0.00
3				0.00
4				0.00
5				0.00
6				0.00
1				0.00
2				0.00
3				
		0	0	0.00
TOTAL				



(II)(b) Statement showing holding of Depository Receipts (DRs), where underlying shares held by "promoter/promoter group" are in excess of 1% of the total number of shares

Sr. No.	Name of the DR Holder	Type of outstanding DR (ADRs, GDRs, SDRs, etc.)	Number of shares underlying outstanding DRs	Shares underlying outstanding DRs as a percentage of total number of shares (i.e., Grand Total (A)+(B)+(C) indicated in Statement at para (I)(a) above}
		0	0	0.00
1				0.00
2				0.00
3				0.00
4				0.00
5				0.00
6				0.00
7				0.00
8				0.00
9				
			0	0.00
TOTAL				

