



CORAL NEWSPRINTS LTD.

A-138, First Floor, Vikas Marg, Shakarpur, Delhi - 110 092
Tel. : 011-2201 0998, Telefax : 011-2242 9586
E-mail : cnpl 5000@rediffmail.com

Dated : 30th of May, 2016.

BSE LIMITED
Listing Compliance Department
Rotunda Building
P.J.towers, Dalal Street, Fort,
Mumbai-400001.

CIN NO : L22219DL1992PLC048398 - SCRIP CODE: 530755

SUB: COMPLIANCE PURSUANT TO REGULATION 31.

Dear Sir/ madam,

Attach herewith revised quarterly Shareholding Pattern in pursuance to regulation 31 of SEBI (listing Obligations & disclosure requirement) Regulation 2015, for the quarter ended 30TH of June 2015.

Queries raised by you were

1. Total paid up capital of the company, assuming full conversion of warrants & convertible securities not given in shares
2. Arrow syntax private limited (Indian Promoter) name also shown in public holding(I)(c) (ii) more than 5% annexure

With this revised shareholding pattern i clarify that arrow syntax pvt ltd is promoter of the company & i have removed the name from annexure (I)(c)(ii) & total paid up capital i.e 5052700 shares amounting to Rs. 5,05,27,000 is given in no. of shares in introductory sub table (I)(a)

This is just for your record & necessary action.

For CORAL NEWSPRINTS LIMITED,


Neeraj Chhabra
(NEERAJ CHHABRA)
COMPANY SECRETARY



Works : 4th k m. Stone, Delhi Road, Gajraula - 244236, Disst. - Amroha (U.P.)

Introductory sub-table (I)(a)


Name of the Company: CORAL NEWS PRINTS LIMITED			
Scrip Code, Name of the scrip, class of security: 530755 EQUITY SHARES			
Quarter ended: 30th, JUNE 2015			
Partly paid-up shares:-	No. of partly paid-up shares	As a % of total no. of partly paid-up shares	As a % of total no. of shares of the company
Held by promoter/promoter group	-	-	-
Held by public		-	-
Total - D	-	-	0%
Outstanding convertible securities:-	No. of outstanding securities	As a % of total no. of outstanding convertible securities	As a % of total no. of shares of the company, assuming full conversion of the convertible securities
Held by promoter/promoter group	-	-	-
Held by public	-	-	-
Total - E	0	0	0
Warrants:-	No. of warrants	As a % of total no. of warrants	As a % of total no. of shares of the company, assuming full conversion of warrants
Held by promoter/promoter group	0	0	0
Held by public	0	0	0
Total - F	0	0	0
Total paid-up capital of the company, assuming full conversion of warrants and convertible securities	5052700		100



Statement Showing Shareholding Pattern								
Category code	Category of Shareholder	Number of Shareholders	Table (I)(a)		Total shareholding as a percentage of total number of shares		Shares Pledged or otherwise encumbered	
			Total number of shares	Number of shares held in dematerialized form	As a percentage of (A+B) ¹	As a percentage of (A+B+C)	Number of shares	As a percentage
			(IV)	(V)	(VI)	(VII)	(VIII)	(IX) = (VIII)/(IV)*100
(A)	Shareholding of Promoter and Promoter							
1	Indian							
(a)	Individuals/ Hindu Undivided Family	13	420600	204400	8.32	8.32	0	0.00
(b)	Central Government/ State Government(s)	0	0	0	0.00	0.00	0	0.00
(c)	Bodies Corporate	1	581400	581400	11.51	11.51	0	0.00
(d)	Financial Institutions/ Banks	0	0	0	0.00	0.00	0	0.00
(e)	Any Others (Specify)	0	0	0	0.00	0.00	0	0.00
(e-i)								
	Sub Total(A)(1)	14	1002000	785800	19.83	19.83	0	0.00
2	Foreign							
a	Individuals (Non-Residents Individuals/ Foreign Individuals)	0	0	0	0.00	0.00	0	0.00
b	Bodies Corporate	0	0	0	0.00	0.00	0	0.00
c	Institutions	0	0	0	0.00	0.00	0	0.00
d	Any Others (Specify)	0	0	0	0.00	0.00	0	0.00
d-i		0	0	0	0.00	0.00	0	0.00
d-ii		0	0	0	0.00	0.00	0	0.00
	Sub Total(A)(2)	0	0	0	0.00	0.00	0	0.00
	Total Shareholding of Promoter and	14	1002000	785800	19.83	19.83	0	0.00
(B)	Public shareholding							
1	Institutions							
(a)	Mutual Funds/ UTI	4	38600	0	0.76	0.76	0	0.00
(b)	Financial Institutions/ Banks	0	0	0	0.00	0.00	0	0.00
(c)	Central Government/ State Government(s)	0	0	0	0.00	0.00	0	0.00
(d)	Venture Capital Funds	0	0	0	0.00	0.00	0	0.00
(e)	Insurance Companies	0	0	0	0.00	0.00	0	0.00
(f)	Foreign Institutional Investors	0	0	0	0.00	0.00	0	0.00
(g)	Foreign Venture Capital Investors	0	0	0	0.00	0.00	0	0.00
(h)	Any Other (specify)- Bodies	0	0	0	0.00	0.00	0	0.00
(h-i)	Nationalised Banks	3	25000	0	0.49	0.49	0	0.00
(h-ii)		0	0	0	0.00	0.00	0	0.00
	Sub-Total (B)(1)	7	63600	0	1.26	1.26	0	0.00
B 2	Non-institutions							
(a)	Bodies Corporate	89	623200	314200	12.33	12.33	0	0.00
(b)	Individuals							
I	i. Individual shareholders holding nominal share capital up to Rs 1 lakh	2709	1999800	356100	39.58	39.58	0	0.00
II	ii. Individual shareholders holding nominal share capital in excess of Rs. 1 lakh	47	1256900	614400	24.88	24.88	0	0.00
(c)	Any Other (specify)-Foreign Nationals	10	107200	0	2.12	2.12	0	0.00
(c-i)		0	0	0	0.00	0.00	0	0.00
	Sub-Total (B)(2)	2855	3987100	1284700	78.91	78.91	0	0.00
(B)	Total Public Shareholding (B)- (B)(1)+(B)(2)	2862	4050700	1284700	80.17	80.17	0	0.00
	TOTAL (A)+(B)	2876	5052700	2070500	100.00	100.00	0	0.00
(C)	Shares held by Custodians and against which Depository Receipts have been issued							
1	Promoter and Promoter Group	0	0	0	0	0.00	0	0.00
2	Public	0	0	0	0	0.00	0	0.00
	Sub-Total (C)	0	0	0	0	0	0	0.00
	GRAND TOTAL (A)+(B)+(C)	2876	5052700	2070500	0	100.00	0	0.00



Sr.No	Notes
1	2070500 equity shares of the company being 40.97% shares are in demat form rests are physical
2	
3	
4	
5	
6	
7	
8	
9	



(I)(b) Statement showing holding of securities (including shares, warrants, convertible securities) of persons belonging to the category "Promoter and Promoter Group"


Sr. No.	Name of the shareholder	Details of Shares held		Encumbered shares (*)			Details of warrants		Details of convertible securities		Total shares (including underlying shares assuming full conversion of warrants and convertible securities) as a % of diluted share capital
		(A)	As a % of grand total (A) + (B) + (C)	No.	As a percentage	As a % of grand total (A)+(B)+(C) of sub-clause (1)(a)	Number of warrants held	As a % total number of warrants of the same class	Number of convertible securities held	As a % total number of convertible securities of the same class	
(i)	(ii)	(iii)	(iv)	(v)	(vi) = (v)/(iii)*100	(vii)	(viii)	(ix)	(x)	(xi)	(xii)
1	CHETAN P.S. CHAUHAN	60900	1.21		0.00	0.00	0	0	0	0	60900
2	PUSHPENDRA P.S. CHAUHAN	44300	0.88		0.00	0.00	0	0	0	0	44300
3	YOGESH ALAWADI	137900	2.73		0.00	0.00	0	0	0	0	137900
4	PARTH CHAUHAN	13300	0.26		0.00	0.00	0	0	0	0	13300
5	TINA ALAWADI	21900	0.43		0.00	0.00	0	0	0	0	21900
6	SANGEETA TREHAN	29100	0.58		0.00	0.00	0	0	0	0	29100
7	RAMAVTAR BANSAL	29100	0.58		0.00	0.00	0	0	0	0	29100
8	ARTI CHAUHAN	38100	0.75		0.00	0.00	0	0	0	0	38100
9	ROMIL KUMAR JAIN	15000	0.30		0.00	0.00	0	0	0	0	15000
10	PRADYUT CHAUHAN	16000	0.32		0.00	0.00	0	0	0	0	16000
11	SAURABH KUMAR JAIN	15000	0.30		0.00	0.00	0	0	0	0	15000
13	ARROW SYNTAX PVT LTD	581400	11.51		0.00	0.00	0	0	0	0	581400
	TOTAL	1002000	19.83098146		0	0	0	0	0	0	1002000

(*) The term "encumbrance" has the same meaning as assigned to it in regulation 28(3) of the SAST Regulations, 2011




(I)(c)(i) Statement showing holding of securities (including shares, warrants, convertible securities) of persons belonging to the category "Public" and holding more than 1% of the total number of shares

Sr. No.	Name of the shareholder	Number of shares held	Shares as a percentage of total number of shares (i.e., Grand Total (A)+(B)+(C) indicated in Statement at para (I)(a) above)	Details of warrants		Details of convertible securities		Total shares (including underlying shares assuming full conversion of warrants and convertible securities) as a % of diluted share capital
				Number of warrants held	As a % total number of warrants of the same class	Number of convertible securities held	% w.r.t total number of convertible securities of the same class	
1	RAKHEE KOTHARI	95000	1.88	0	0	0	0	95000
2	SUNILA GOYALA	90600	1.79	0	0	0	0	90600
3	RAJESH KUMAR SODHANI	82800	1.64	0	0	0	0	82800
4	GURCHARAN SINGH SHARMA	65200	1.29	0	0	0	0	65200
5	VENCHURA SECURITIES LIMITED	59200	1.17	0	0	0	0	59200
6	GRML CAPITAL MARKETING	128500	2.54	0	0	0	0	128500
7	SUBHASH CHAND JAIN	51000	1.01	0	0	0	0	51000
TOTAL		572300	11.33	0	0	0	0	572300



(I)(c)(ii) Statement showing holding of securities (including shares, warrants, convertible securities) of persons (together with PAC) belonging to the category "Public" and holding more than 5% of the total number of shares of the company

Sr. No.	Name(s) of the shareholder(s) and the Persons Acting in Concert (PAC) with them	Number of shares	Shares as a percentage of total number of shares (i.e., Grand Total (A)+(B)+(C) indicated in Statement at para (I)(a) above)	Details of warrants		Details of convertible securities		Total shares (including underlying shares assuming full conversion of warrants and convertible securities) as a % of diluted share capital
				Number of warrants	As a % total number of warrants of the same class	Number of convertible securities held	% w.r.t total number of convertible securities of the same class	
1			0.00	0	0	0	0	0
2			0.00	0	0	0	0	0
3			0.00	0	0	0	0	0
4			0.00	0	0	0	0	0
5			0.00	0	0	0	0	0
6			0.00	0	0	0	0	0
7			0.00	0	0	0	0	0
8			0.00	0	0	0	0	0
9			0.00	0	0	0	0	0
10			0.00	0	0	0	0	0
TOTAL			0.00	0	0	0	0	0



(I)(d) Statement showing details of locked-in shares

Sr. No.	Name of the shareholder	Number of locked-in shares	Locked-in shares as a percentage of total number of shares (i.e., Grand Total (A)+(B)+(C) indicated in Statement at para (I)(a) above)
1	NIL	NIL	0.00
2			0.00
3			0.00
4			0.00
5			0.00
6			0.00
7			0.00
8			0.00
9			0.00
TOTAL		0	0.00



(II)(a) Statement showing details of Depository Receipts (DRs)

Sr. No.	Type of outstanding DR (ADRs, GDRs, SDRs, etc.)	Number of outstanding DRs	Number of shares underlying outstanding DRs	Shares underlying outstanding DRs as a percentage of total number of shares (i.e., Grand Total (A)+(B)+(C) indicated in Statement at para (I)(a) above}
1		0	0	0.00
2				0.00
3				0.00
4				0.00
5				0.00
6				0.00
1				0.00
2				0.00
3				0.00
TOTAL		0	0	0.00



(II)(b) Statement showing holding of Depository Receipts (DRs), where underlying shares held by "promoter/promoter group" are in excess of 1% of the total number of shares

Sr. No.	Name of the DR Holder	Type of outstanding DR (ADRs, GDRs, SDRs, etc.)	Number of shares underlying outstanding DRs	Shares underlying outstanding DRs as a percentage of total number of shares (i.e., Grand Total (A)+(B)+(C) indicated in Statement at para (I)(a) above)
1		0	0	0.00
2				0.00
3				0.00
4				0.00
5				0.00
6				0.00
7				0.00
8				0.00
9				0.00
TOTAL			0	0.00

